
2012

..... [2012] 9

.....

.....

.....

.....

.....

—2012

" "

2012

2013

i




2012

1998

1999

(2012)

2013



“

”



2012 9 14



2003

AAAS


1989

"

"

2005

(2006-2010-2020)



2000

"

,

,

"

2007

"

.....

.....

"

"

"

"

'

'

'

'

'

"

1

.....

2

3

4

1982

.....

10

" "

"

'

'

'

'

.....

—

—

" (

Art Hobson

)

2007—2008

"

"

138

10%

60%

45

.....

2011 3

"

2010

"

'

'

'

-

1.

2

3 "

"

" " " "



“ ”



21

1

2

3

1

2

3

4

5

6

7

8

1.

14

2

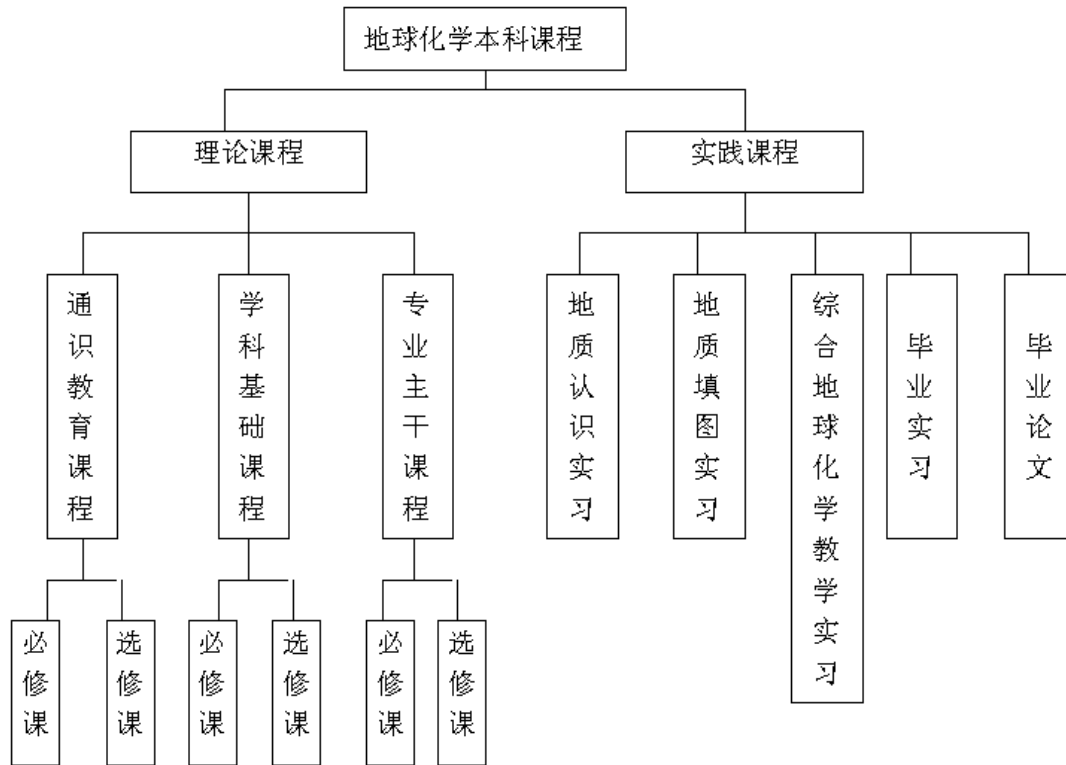
		* * *	
		A 1 4	1 4 1 4 1 4
		*	

			A B B A E
			* * * *
			* *
			* *
			* * * * *
			* * * *

			*
--	--	--	---

*

3



		253	12	
		200		
		110		
		200	80	

		60		
		35	35	
		30	50	
		40	20	
		32	28	
		42	8	
		40		
		40	20	
		30	20	
		30		
		40		
		38	12	
		30		
		30		
		30		
		40		
		30		
		50		
		60		
		40		
		40		
		30		
		40		
		30		
		30		
		40		

		40		
--	--	----	--	--

4

		2	2
		2	2
		3	6
		3	3
		5	5
		8	8

5

1

2

1

10

5

3 1

2

3

80 100

4

5000

1000

5

6

50

150

1000

1

3 8

2

200 202

166 168

32 34

3

180 200

4

90 100

5

90 100

6


15% 20%

7

16

1

1



20 90

2005

2006

150

2

2010

2012 7

7

5

5

2

1

2

2012

7

2012



3

2012

2012

"

"

"

"

2012

"

"

40

"

"

417



“

”

⋮



2006

"

"

“

” ”

” ”

”

20%

50%

”

”

”

”

”

”

”

”

“

” <http://jxyj.bnu.edu.cn>



45

8

9

7 8

2010

"

"

11

2008—2009

120

87

2006

2012

6

4000

57

2012 8 13

3

"

"

16

"

"

1

2

/

“ ” “ ” “ ”

3

13 ()19 “ ” “ ”



20 90 “ ” 2010 “ ”

21

2010

2010—2020

“

”

“

”

“

”

“

”

10

“

”

“

”

“

”

.....

node

1988

“ ”

“ ”

“ ”

“ ”

“ ”

“

”

“

”

32

“

”

“

” “

“

”

”

“

”

“

”

“

”

“

”



“

”

40

PPT

PPT



Walter Rudin

Terence Tao 2006

" "

" "

"

”

1992

”

”

2/3

”

”

”

”

200

2010

1195

17404

51000

2011

MCM

ICM

3059

87%

1

1 2011

	MCM				ICM	
	A题		B题		C题	
	获奖队数	中国队数	获奖队数	中国队数	获奖队数	中国队数
特等奖	4	2 (50%)	4	1 (25%)	6	4 (67%)
特等奖入围奖	9	6 (67%)	14	12 (86%)	5	3 (60%)
一等奖	156	141 (90%)	197	149 (76%)	146	134 (92%)
二等奖	300	271 (90%)	542	447 (82%)	292	278 (95%)
三等奖	822	657 (80%)	725	686 (95%)	286	268 (94%)
未获奖	1 (美)		1 (美)			
小计	1292	1077 (83%)	1483	1295 (87%)	735	687 (93%)
总计	2775 (MCM参赛队)		2372 (中国队, 85%)		735	687 (93%)

—
3D

“ ”

“ ”

“ ”

“ ”

—2012

18

110

11

17

39

8 31

“

”

“

”

2012 8 29 9 2

“

”

()

400

52

()

2006—2010

2012 10 12—16

47

“

”

“

”

7

60

2012



2012

2012 9

2012

12

92

506

2

2013

CSSCI

www.crct.edu.cn

2-467

8

12

96

010 58581673

i

4

C 10

010-58581450

E-mail xialh@crct.edu.cn