




浙江科技学院
ZHEJIANG UNIVERSITY OF SCIENCE & TECHNOLOGY



浙江科技学院2020-2021学年
本科教学质量报告



决

决

八

1980 40

1900 47

800 16.5

17 1 57 5

5 24

19000 2300

24 4.33

190

510 1600 1240

46% 6 31%

43%

18 7 140

6

15 100

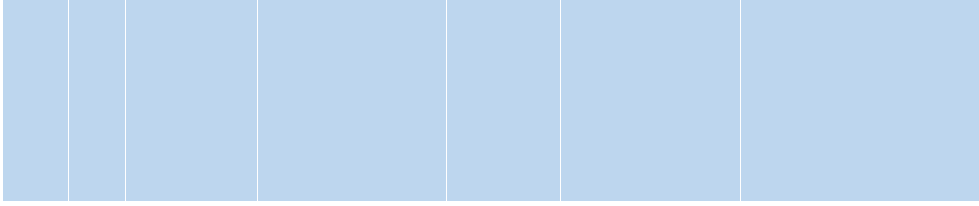
50 2

100 4300

1000

	8					19
				6		
	31	6			2	
		ACQUIN				
		47			29	
	2			4		
				5		4400
2020	80		1300		3000	
				170		
			-			
	130					170
				G20		
		12			11	2
	3					
	,			2		
	-					
						2021
						5

							□	
							□	
							□	
							□	
							□	
						□		
							□	



							□	
							□	
							□	
							□	
							□	
							□	
							□	
							□	
							□	
							□	
							□	
							□	

							□	
							□	
							□	
							□	

□

		34		35-44		45-54		55	

						3			

2020	36	7	
2020-2021	42	9	
	81	15	
	2020-2021		
10	28	1088	
4300	HOW TO TEACH	7	
2124			
5			
3			
		31	
	4		
8		5	
	25	2021	
30			100
	2020	30	
		10	
	12	10	190

2020

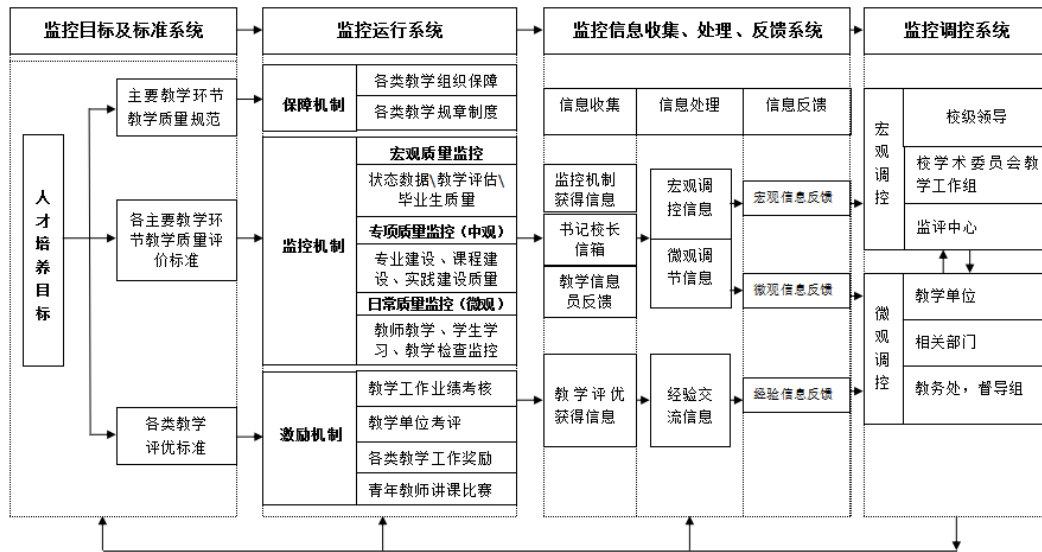
16512

2-5

1.

2. “ → → ”

2.




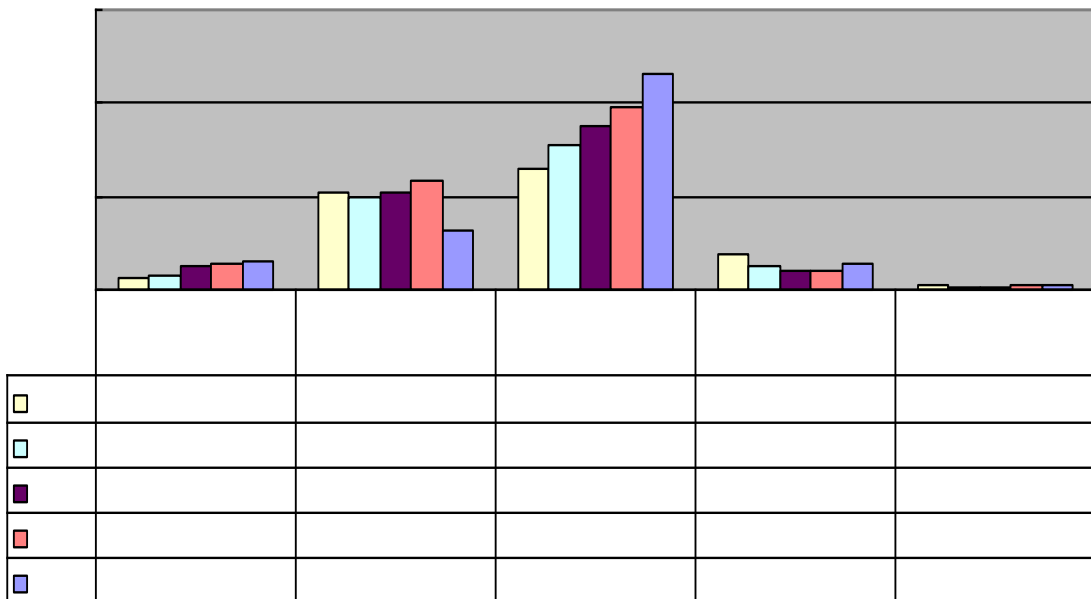
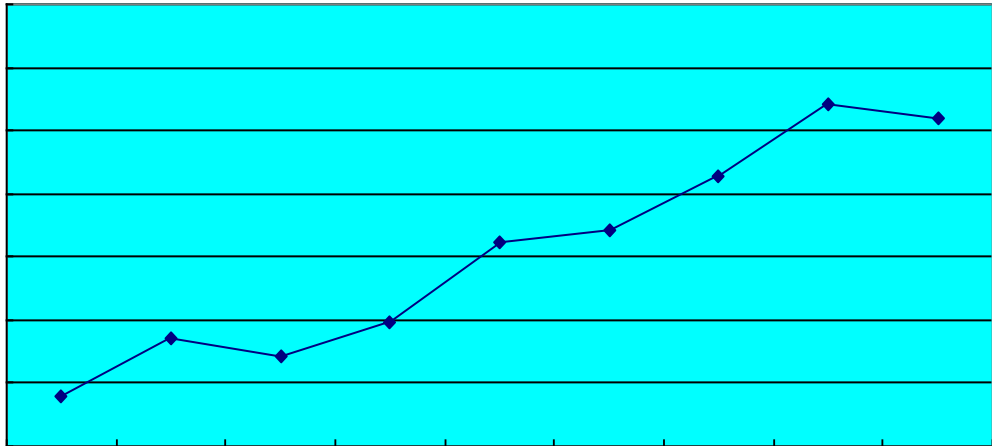

5-1

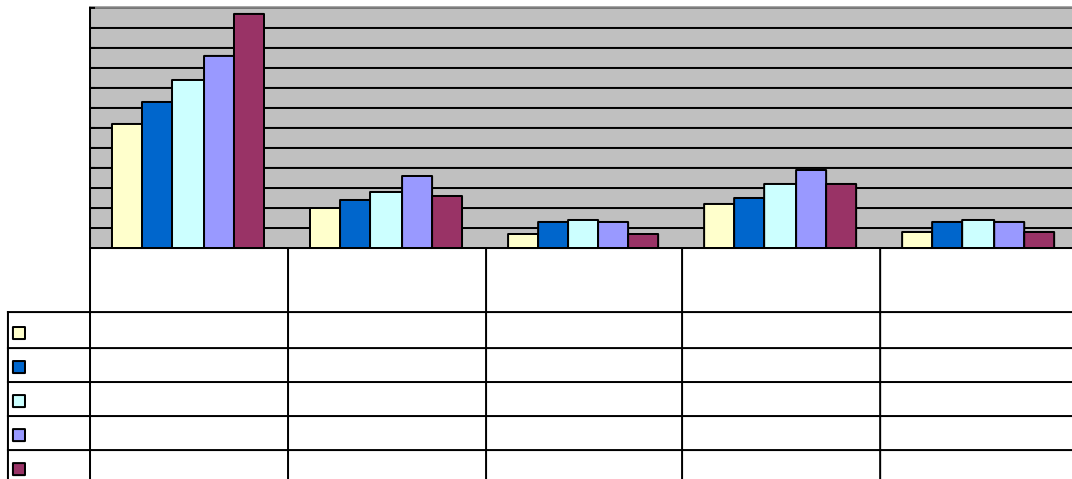


浙江科技学院

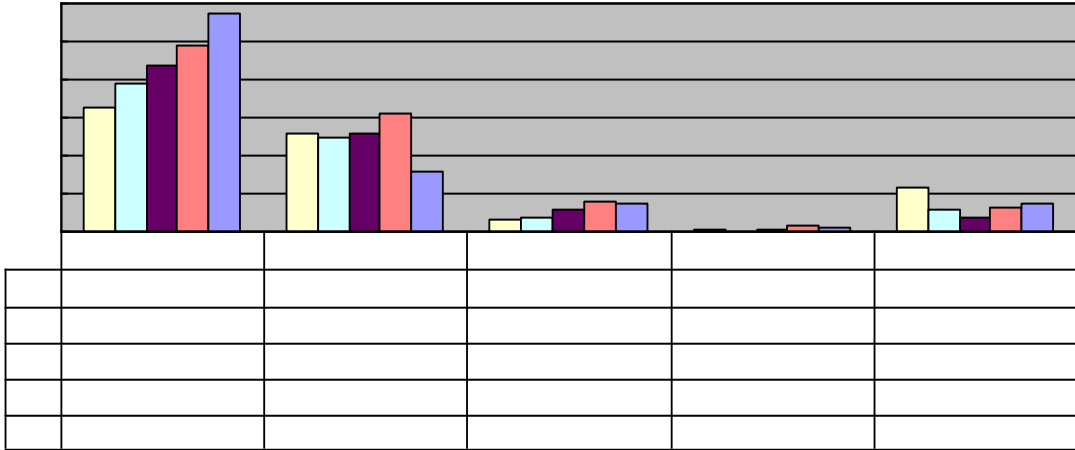
ZHEJIANG UNIVERSITY OF SCIENCE & TECHNOLOGY



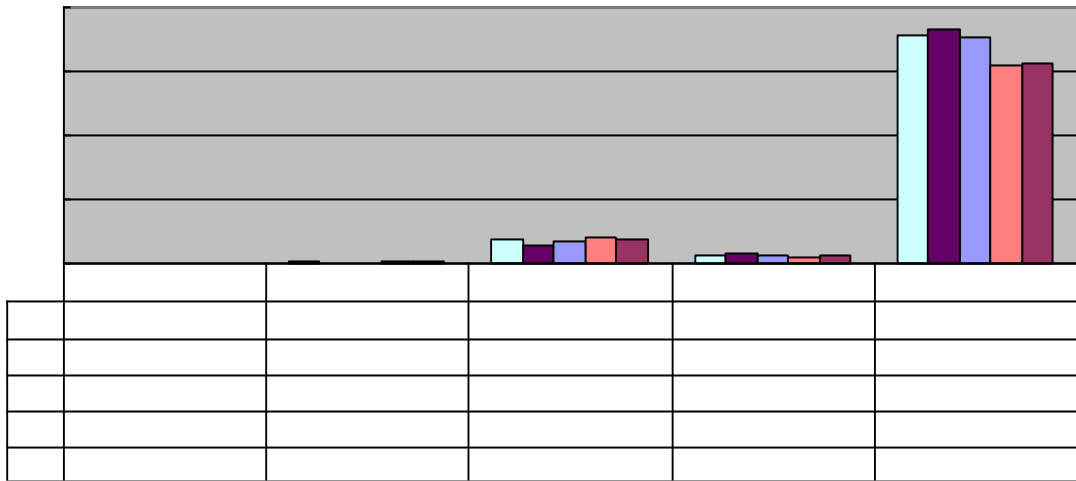




□ □ ■ □ □



□ ■ □ ■ ■



2021 1

31

98

1.

2014

4

ACQUIN

2.

36

2020 5

2021 9

3. “2+3

”

2000

10

10

2

3

2020 12 19

1351

1

1

VDE 2

2

FERCHAU 5

2

18

DAAD

STIBET

MATCHING Fund

4.

CDAH

2007

9

2020

12

7

61

5.

ZEHN

10

4.0

10

500

4.0

7

2011

-

54

11

6.

2013

12 19 2020
4 12
1 4 16

-

3

1.
2013

2.
2013

2018

2019

2017 4 -5

12

2

2020 12

2122 1991

1411 419

2020

2020 9 2+2

-

-

2020

2020

2020

2

2020 6

5

62

	103			240
				81 2019
2020		1602		4 HSK
HSKK	79			
247	6			
12	34			
2020	-			
		7		10
41				
			51	
			2020	11
	2020	12		
2021				

24

50

+

+

1.

+

2.

64

100%

3.

4.

5.

35

6.

7.

8.



崇德 尚用 求真 創新

